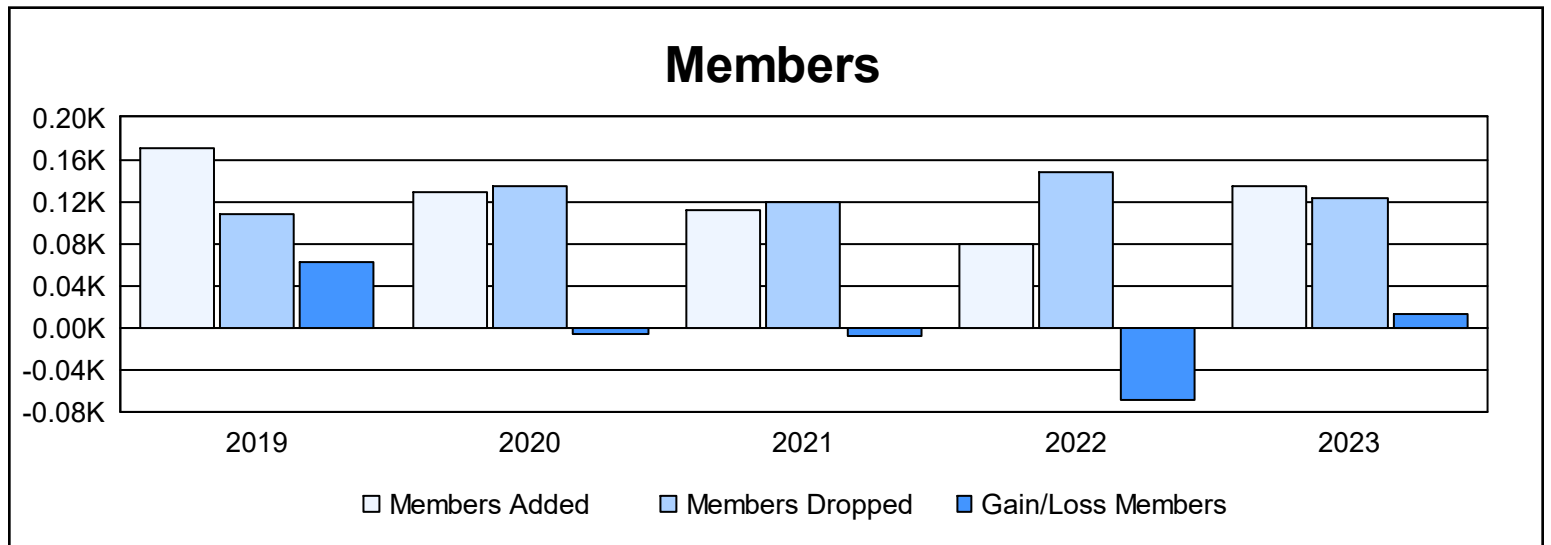
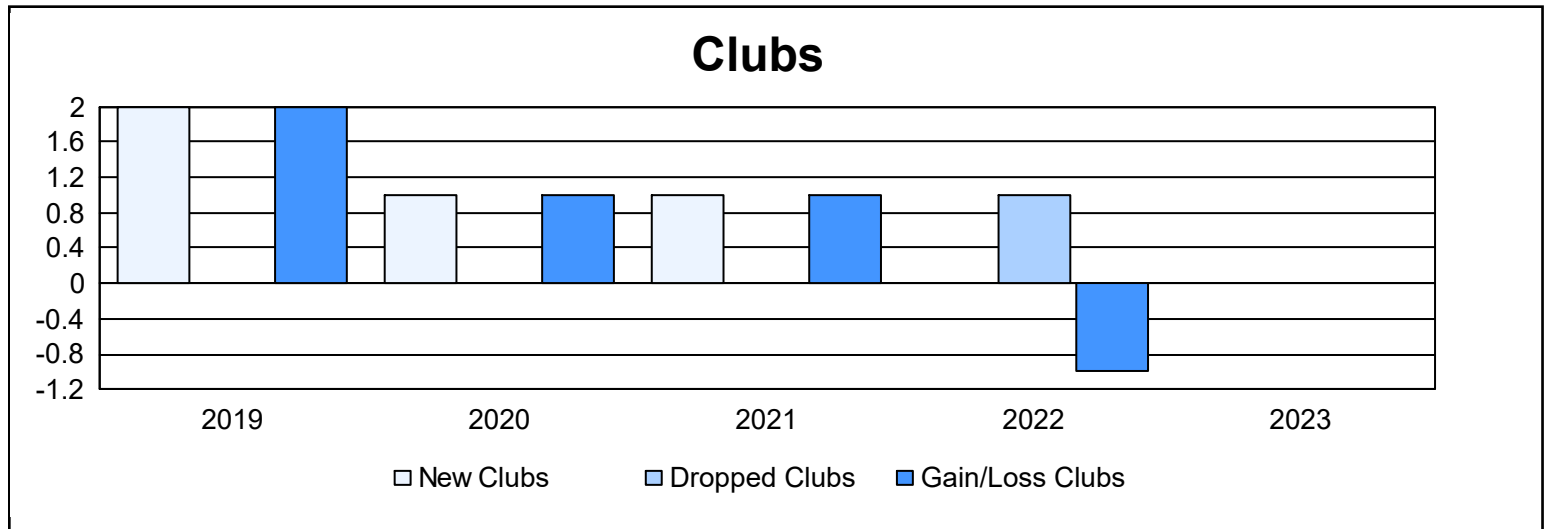
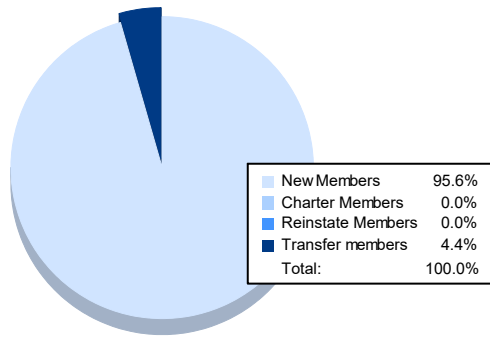


| Year | New Clubs | Dropped Clubs | Gain/ Loss Clubs | New Members | Charter Members | Reinstate Members | Transfer Members | Total Member Added | Total Members Dropped | Gain/ Loss Members |
|----------------|-----------|---------------|------------------|-------------|-----------------|-------------------|------------------|--------------------|-----------------------|--------------------|
| 2018-2019 | 2 | 0 | 2 | 120 | 46 | 1 | 4 | 171 | 108 | 63 |
| 2019-2020 | 1 | 0 | 1 | 93 | 31 | 1 | 3 | 128 | 134 | -6 |
| 2020-2021 | 1 | 0 | 1 | 85 | 20 | 2 | 4 | 111 | 120 | -9 |
| 2021-2022 | 0 | 1 | -1 | 75 | 0 | 0 | 4 | 79 | 147 | -68 |
| 2022-2023 | 0 | 0 | 0 | 129 | 0 | 0 | 6 | 135 | 123 | 12 |
| Average | 1 | 0 | 1 | 100 | 19 | 1 | 4 | 125 | 126 | -2 |



Membership Composition June 2023 Cumulative



Gender Composition June 2023 Cumulative

